

A black and white photograph of a woman wearing an ornate Balinese headdress (Korag) and a large, bright orange fan with intricate cut-out patterns. She is holding the fan open with both hands, which are adorned with long, pointed silver finger rings. Her eyes are visible above the top edge of the fan. The background is dark.

UNFOLD IT!

Open the beam from 5.6° to 69°

 **EUPHONY3**

EUPHONY 3



BRIGHT
COMPACT
VERSATILE


What are you looking for?

MAIN FEATURES

OUTSTANDING ZOOM

The 5.6 – 69° linear motorized zoom allows to projects excellent light at any zoom angle.

Euphony 3 is in fact an incredibly versatile fixture, capable of projecting high-quality light on every surface. From its native wash to PC beam, thanks to the soft frost filter, Euphony 3 delivers a great performance.




DYNAMIC MOVEMENT

This projector features a 540° pan rotation within 1.8s and a 215° tilt rotation within 1s, allowing for a quick and quiet change in light projection.

COLOR GENERATION

Euphony 3's LED source allows excellent color mixing and can provide up to 16 million different color shades, including a wide palette of pure whites which color temperature can range from 2700 K to 8000 K.



APPLICATIONS



DESIGNED FOR ANY PROJECT

Euphony 3 Ceiling makes it possible to recess the fixture and enjoy all the benefits of LED moving heads in any commercial, public space or venue.

BRIGHT AND SILENT

Featured with a “Silent mode”, Euphony 3 ceiling is perfect for venues that require the least amount of noise possible, such as ballrooms and convention rooms.

FULL COLOR INSIDE, 2 COLORS OUTSIDE

Available in black and white finishing, Euphony 3’s versatility makes it an incredible option for both entertainment and architainment purposes. Having two color choices makes it possible for Euphony 3 to flawlessly adapt to its background without standing out.



PHOTOMETRIC DATA

BEAM ANGLE 5.6° - @ 50%

		mt 5 ft 16.40	mt 10 ft 32.81	mt 15 ft 49.21	mt 20 ft 65.62	mt 25 ft 82.02
RED	lux center (lx)	3442	861	382	215	138
	foot candles (fc)	320	80	36	20	13
GREEN	lux center (lx)	6170	1543	686	386	247
	foot candles (fc)	573	143	64	36	23
BLUE	lux center (lx)	1424	356	158	89	57
	foot candles (fc)	132	33	15	8	5
WHITE	lux center (lx)	9501	2375	1056	594	380
	foot candles (fc)	883	221	98	55	35
FULL RGBW	lux center (lx)	16600	4150	1844	1038	664
	foot candles (fc)	1543	386	171	96	62
	diameter (cm)	49	98	147	196	245
	diameter (ft)	1.60	3.21	4.81	6.42	8.02

BEAM ANGLE 69° - @ 10%

		mt 3 ft 9.84	mt 6 ft 19.68	mt 9 ft 29.53	mt 12 ft 39.37	mt 15 ft 49.21
RED	lux center (lx)	229	57	25	14	9
	foot candles (fc)	21	5	2	1	1
GREEN	lux center (lx)	456	114	51	29	18
	foot candles (fc)	42	11	5	3	2
BLUE	lux center (lx)	101	25	11	6	4
	foot candles (fc)	9	2	1	1	1
WHITE	lux center (lx)	694	174	77	43	28
	foot candles (fc)	64	16	7	4	3
FULL RGBW	lux center (lx)	1213	303	135	76	49
	foot candles (fc)	113	28	13	7	5
	diameter (cm)	412	825	1237	1649	2062
	diameter (ft)	13.53	27.06	40.59	54.12	67.64



OUTPUT

- 7 x 60 W Full Color (RGBW) LEDs
- Lumens output: 7,500
- LED lifespan: 50,000 hours (70% lumen output)

OPTICAL GROUP

- 5.6° - 69° linear motorized zoom with high-efficiency optical system
- Soft frost filter included
- Uniform projection on surfaces, from very wide Wash to PC Beam

COLOR GENERATION

- 16 million colors
- Wide palette of pure uniform whites
- Variable linear color temperature (2700 K - 8000 K)
- 16 gel filter emulations 'Standard' DMX mode

DIMMER

- Hi-Q Dimming technology

CONTROL

- LCD graphic display + 4 soft-keys; ("auto-flip" and "key-lock" function available)
- RDM / DMX 512 protocols
- 'Standard' and 'Silent' operation modes
- Firmware updatable via DTS firmware uploader dongle
- Li-Fe backup battery for controlling the display settings even when the unit is not powered

DMX

- 2 DMX modes:
 - 1. Standard - 18 channels (default)
 - 2. Compatibility - 20 channels

PAN & TILT

- Pan 540° : 1.8 s
- Tilt 215° : 1 s
- 16-bit resolution

POWER SUPPLY

- Electronic Wide-range 100-240 Vac 50-60 Hz
- Power consumption: 420 W max
- Power Factor: PF >0.94

CONNECTIONS

- DMX: XLR 3-pole and 5-pole In/Out panel connectors
- Power supply: PowerCON TRUE1 In/Out panel connectors

CIRCUITS PROTECTION

- Overvoltage and overtemperature circuits protection

OPERATING TEMPERATURE

- -10/40°C

PHYSICAL


- IP20
- Weight: 14 Kg (30.9 lbs)
- Finishing: Black

ACCESSORIES

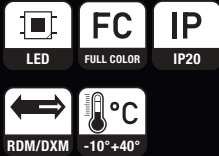
- 1 x PowerCON TRUE1 female cable connector (code 00520P066)
- 1 x Omega bracket with "Fast Lock" connection 1/4 turn (code 02K00467)
- 1 x Soft frost filter (code 02SK0472)

OPTIONAL ACCESSORIES

- Aliscraf clamp for tube diameter 48-51 mm - max. load. 200 Kg (code 0521A033)
- G-QUICK clamp Professional - max. load 100 Kg (code 0521A037)
- Outdoor DMX cable 2 x 0,25 mm² - Flame retardant (code 0509C158)
- Safety cable 3 x 600 mm - Max load 30 Kg (code 0521A010)
- DTS firmware uploader dongle (code 03.LA.206)



FEATURES



CERTIFICATIONS





D.T.S. Illuminazione srl

via Fagnano Selve 12/14
47843 Misano Adriatico (RN)
ITALY

Phone +39 0541 611131

Email info@dts-lighting.it

dts.lighting

